



Activity 1

Color the picture. How many snowmen are there?



(Visit www.alyssaliang.com for more free learning material.)



Activity 2

Count the Christmas trees and color them. How many Christmas trees are there?



(Visit www.allysaliang.com for more free learning material.)



Activity 3

Trace the dots to find what you like about Christmas. What do you like? Why do you like them?



Christmas trees



candy canes




Christmas cards



candles



snowmen



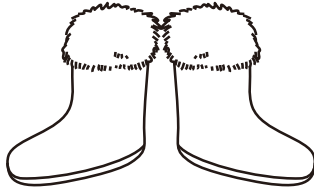
stockings




Activity 4

Review sounds. Say the sound of each letter. Color the picture that begins with the same sound.

b

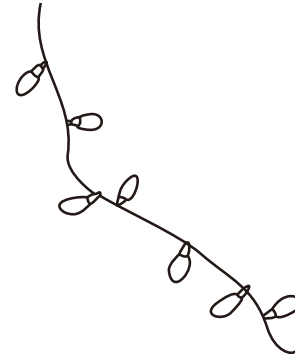


boots



gloves

l



lights




tree

c



stockings



coat

m



milk

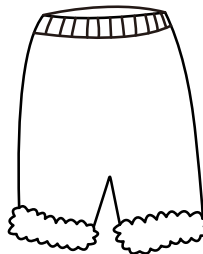


cookies

h



hat




pants



Activity 5


Test your understanding of the story. Say the name of each picture.



candy canes



Christmas cards



stockings



snowmen



candles



Christmas tree

Teacher's comments: _____