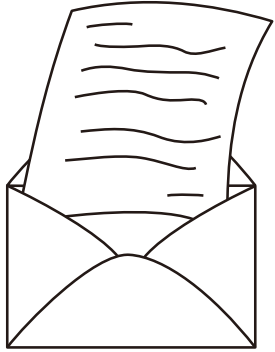




# Activity 1


Color the pictures. Say the name of each picture.



letter



present




ice




rock



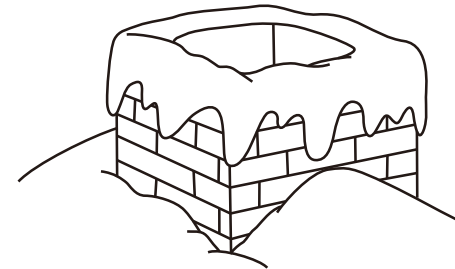
Christmas tree



stool



door



chimney

(Visit [www.alyssaliang.com](http://www.alyssaliang.com) for more free learning material.)



## Activity 2

Color the pictures. How does Santa fall down in each picture?




He trips on a letter.



He trips on a present.



He trips on a piece of ice.




He trips on a rock.




He trips over the tree.



He trips over the stool.



He trips at the door.





He trips over the chimney.

(Visit [www.alyssaliang.com](http://www.alyssaliang.com) for more free learning material.)



# Activity 3

Draw lines to the correct pictures from the story.



(Visit [www.alyssaliang.com](http://www.alyssaliang.com) for more free learning material.)



# Activity 4

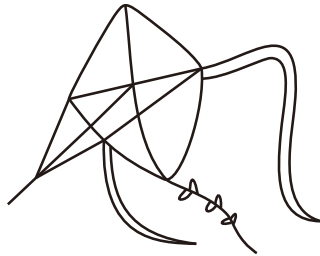
Review letters Jj - Nn and their sounds. Trace the letters and match the pictures that begin with the same sound.



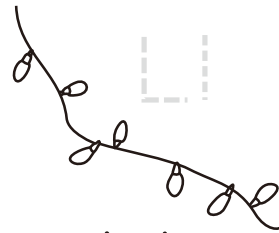
jar




juice



kite



lights



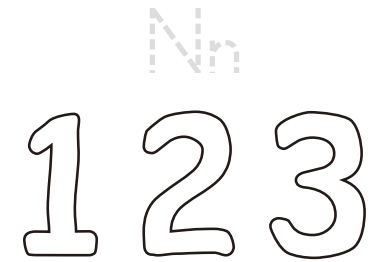
lollipop



kitten



motorbike



numbers



nurse






mouse



# Activity 5

Test your understanding of the story. What is Santa doing in each picture and what happens to him?



Teacher's comments: \_\_\_\_\_

(Visit [www.alyssaliang.com](http://www.alyssaliang.com) for more free learning material.)