





# Activity 1

Color the pictures. Say the name of each picture.




truck



bus



motorbike



car





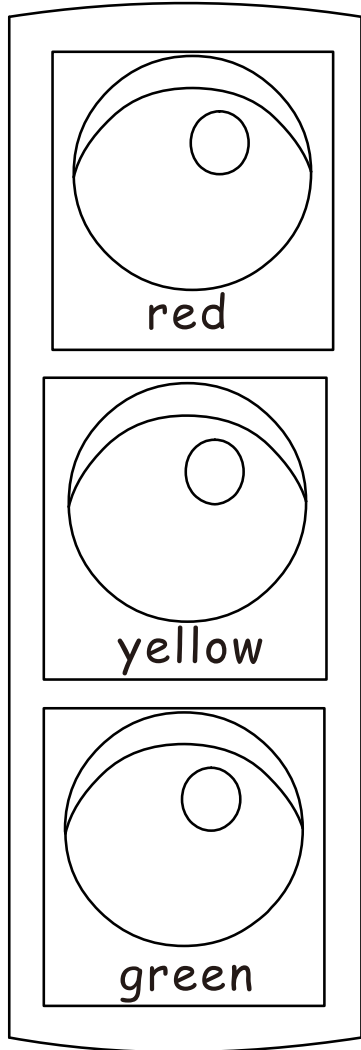
taxi

(Visit [www.alyssaliang.com](http://www.alyssaliang.com) for more free learning material.)



## Activity 2

Color the vehicles by matching the color of the traffic light. Say the name of each color.














(Visit [www.alyssaliang.com](http://www.alyssaliang.com) for more free learning material.)



# Activity 3

Color the pictures that are the same.



(Visit [www.alyssaliang.com](http://www.alyssaliang.com) for more free learning material.)




# Activity 4

Say the sound of each letter. Color the picture that begins with the same sound.

c



plane




car

m



motorbike



bike

t



taxi




boat



## Activity 5

Test your understanding of the story. What do the vehicles do when the light is red? What do they do when the light is green?



Teacher's comments: \_\_\_\_\_

(Visit [www.alyssaliang.com](http://www.alyssaliang.com) for more free learning material.)