




# Activity 1

Draw a line along the path through the aquarium. Say the name of each picture.






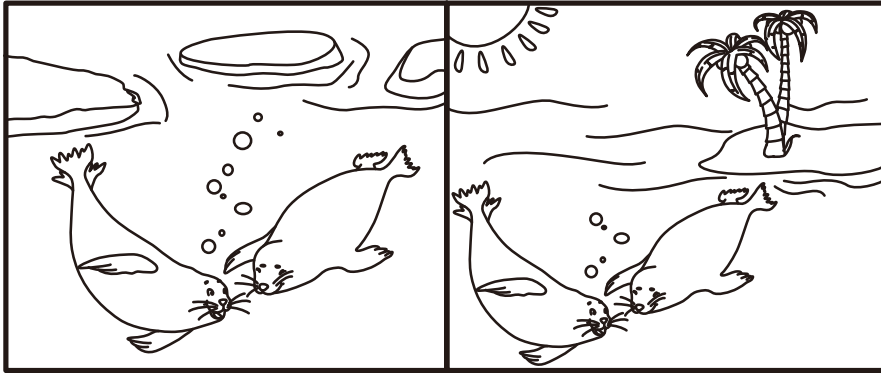


(Visit [www.alyssaliang.com](http://www.alyssaliang.com) for more free learning material.)



# Activity 2

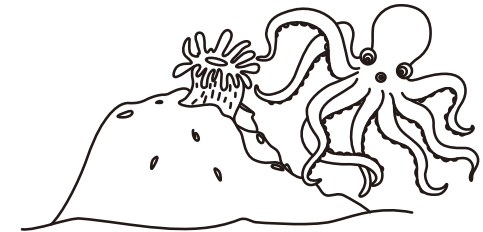



Circle the correct pictures and cross out the wrong ones. Why are those pictures wrong?





# Activity 3

Draw lines to match the pictures.




(Visit [www.alyssaliang.com](http://www.alyssaliang.com) for more free learning material.)




# Activity 4


Long i and silent e. Write the long i and silent e in each word and sound out the word.




ice




div



kit



bike



hand



slide



nine



five



# Activity 5

Test your understanding of the story. What do you see in the aquarium?



Teacher's comments: \_\_\_\_\_