



Activity 1

Color the picture. Why are you putting out the Christmas decorations?



Santa Claus is coming!

(Visit www.alyssaliang.com for more free learning material.)




Activity 2


Trace the dots to find all the things you need for Christmas. What do you need?




Christmas tree



lights




candy canes



cookies



milk








stockings





Activity 3

Color the pictures that are the same.




(Visit www.alyssaliang.com for more free learning material.)




Activity 4

Say the sound of each letter. Color the picture that begins with the same sound.

C




cookies




stockings

I



candy canes



lights

m



tree





milk



Activity 5

Test your understanding of the story. What are you doing in each picture?
Why are you doing it?



Teacher's comments: _____

(Visit www.alyssaliang.com for more free learning material.)