




# Activity 1

Color the pictures. Say the name of each animal.



dog




duck




puppy



pig



piglet




duckling

(Visit [www.alyssaliang.com](http://www.alyssaliang.com) for more free learning material.)



## Activity 2

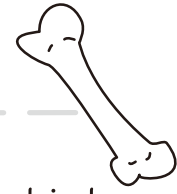
Draw a line to the food each animal likes to eat.



little apple





big apple



big bone



little bone



little fish






big fish

(Visit [www.alyssaliang.com](http://www.alyssaliang.com) for more free learning material.)



# Activity 3

Help the mother find its baby. Match them with the same color.







# Activity 4

Say the sound of each letter. Color the picture that begins with the same sound.

a




apple




duckling

b




dog




bone

f



fish






duck



# Activity 5

Test your understanding of the story. Say the name of each animal and the food it likes to eat.



Teacher's comments: \_\_\_\_\_

(Visit [www.alyssaliang.com](http://www.alyssaliang.com) for more free learning material.)